







Self-Paced Learning Grid

	1	2	3	4	5
Religious Education	<p>Make a special prayer space at your home. You may like to use some precious items, for example, a candle, a bible or special crucifix.</p>	<p>Read a story from the bible. Talk about it with your family. Who was in the story? What happened in the story? Was there a special message? Draw your favourite part.</p>	<p>Choose your favourite story from the bible. For example:</p> <ul style="list-style-type: none"> - The Easter Story - The Annunciation. - The Good Shepherd. <p>Create your own puppets and retell the story.</p>	<p>Let's Pray Practise the Our Father with your family. Add actions to your prayer to help you remember it.</p>	<p>Write a prayer with your family. Is there someone special you want to pray for? Is there something you want to thank God for.</p>
English	<p>Go on an alphabet hunt around your home. Can you find an object beginning with each sound of the alphabet? Draw each object as you find them.</p> 	<p>Play 'Boggle' with the following sounds: s a t p i n How many words can you make with the letters above? For example, I can make the word 'sat'. <i>Hint: All words need at least one vowel in them.</i></p>	<p>Read your reader:</p> <ol style="list-style-type: none"> 1. Listen to your parent read your reader. 2. Read your reader together. 3. Read your reader to your parent. <p>Discuss- What was the story about?</p> 	<p>Ask your parent to copy a sentence from your reader.</p> <ul style="list-style-type: none"> - Cut up the words. - Put the words back together. - Paste. - Write the sentence below. - Illustrate. 	<p>Choose a story from Storybook Online'. Illustrate what happened at the beginning, middle and end of the story. https://storylineonline.net</p> 
Mathematics	<p>Play 'Snap' with a family member. Say each number out loud as you place it down.</p>  <p style="text-align: center;">Challenge: 1 more/1 less Snap.</p>	<p>Play 'Handfuls' with your math kit.</p> <ol style="list-style-type: none"> 1. Drop a small handful of counters. 2. Count the counters. 3. Organise your counters in 3 different ways. 4. Write your number down. 	<p>Play 'Race to Ten' with a family member.</p> <ol style="list-style-type: none"> 1. Take turns rolling the dice. Place counters on a tens frame. 2. Each time, think about how many more to ten? 3. First player to reach ten, wins. 	<p>Partner counting Can you count to 30? Ask a family member to count to 30 with you by taking turns to say every second number.</p> <p style="text-align: center;">Challenge: Can you count backwards?</p>	<p>Play Bunny Ears Play with a family member. Take turns putting a different amount of fingers up above your head for your partner to work out how many there are altogether.</p> 
Wellbeing	<p>Record three things you are grateful for today.</p>	<p>Send a special text to a family member who doesn't live with you.</p>	<p>Play a board game with your family members.</p>	<p>Break out a tune with your family members and do some Karaoke. Use Sing King on YouTube</p>	<p>Learn a magic trick to perform in front of your family.</p>
	<p>Play a game of hide and seek with other members of your family.</p>	<p>Complete a puzzle together with other members of your family</p>	<p>Complete a relaxation from the PEACE OUT kids APP.</p>	<p>Facetime or Zoom a member from your family.</p>	<p>Make up a dance with other members of your family and video it to send to others.</p>

For more learning tasks please visit the Department of Education, Learning from Home Packages ([LINK](#))