

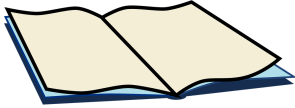









# Stage 3 Self Paced Learning Grid Term 2

	1	2	3	4	5
<p><b>Religious Education</b></p>	<p><b>After the Resurrection</b> Explore the <a href="#">Emmaus</a> Story</p> <p>Test your understanding...how many of the "For Reflection" questions at the end can you answer? Which question do you think is the most challenging? Why? (There are two extra videos of the Emmaus story at the very bottom of the site.)</p>	<p><b>Prayer</b> Join in <a href="#">morning prayer with Andrew Chinn</a> each day.</p> 	<p><b>Biblical Micrography</b> Micrography</p> <p>Create an amazing artwork using micrography.</p> 	<p><b>Living the Gospel</b></p> <p>As followers of Jesus Christ, we proclaim the gospel – we announce the good news. But the gospel is not just words to pronounce; it should also involve practical application in our lives. Use the link above to explore Christian Values and complete Reflection 4 &amp; 5</p>	<p><b>Stations of Hope</b></p> <p>The Way of Light - Resur...</p> <p>We are used to praying the Way of the Cross - the story of Good Friday told through the Stations of the Cross. Now we are celebrating Easter, read through these stations of the Resurrection</p>
<p><b>English</b></p>	<p><b>Reading Comprehension</b></p>  <p>1. <i>The Case of the Missing Cookie</i> 🍪 2. <i>The History of Lego</i> 🧱</p>  <p>Google Classroom</p> <p>You will find these tasks in <b>Google Classroom</b></p> <p>'Optional Self Paced Learning Tasks'</p>	<p><b>Book Review</b> 📖</p> <p>Complete a one page <b>book review</b> of the book you are reading OR your favourite book you have ever read.</p> <p><u>Heading:</u> Book Title and Author <u>Success Criteria:</u> <b>Paragraph 1:</b> Give some background about the book. Describe the setting, genre, plot and main characters. <b>Paragraph 2:</b> Write a brief summary of the main events in the book. <b>Paragraph 3:</b> Choose a favourite character and give two reasons why. <b>Paragraph 4:</b> What is your final recommendation for this book. Who would enjoy it and why? Include a rating.</p>	<p><b>Writing</b></p> <p>Using one of the stimulus pictures below, write an imaginative text. Be sure to include an interesting story line, characters and language. Proofread and edit your completed story.</p>  	<p><b>Spelling</b></p> <p>Complete a <b>word study</b> about an interesting word from a book or our learning this term.</p>  <p>You will find a template for this task in <b>Google Classroom</b></p> <p>'Optional Self Paced Learning Tasks'</p>  <p>Google Classroom</p>	<p><b>Speaking and Listening</b></p> <p>Listen to the <b>Squiz Kids</b> podcast</p>  <p><b>Option 1:</b> Write one sentence identifying the <b>main idea</b> of each story <b>Option 2:</b> Complete a <b>Colour, Symbol, Image</b> for two stories.</p>  <p><b>Option 3: Illustrate</b> two stories in detail and write a <b>caption</b> for each one.</p>

# Mathematics

## Place value riddles ?

Write four place value riddles for someone in your house to solve. Each riddle needs at least four clues.

Eg:

- The number has four digits.
- It is smaller than 6000 but bigger than 5000.
- The hundreds digit is a factor of 10 but not 12.
- The tens digit is an odd number smaller than 7 but bigger than 3.
- The ones digit is a multiple of 3 and is bigger than 6 but smaller than 10.

## War Card Game

Remove the face cards from a deck of cards. Play War with a family member.

### Game one: Addition

The first player to say the sum of the two cards keeps the cards.

### Game Two: Multiplication

The first player to say the product of the two cards keeps the cards.



## Fractions/Decimals and Percentages

How are fractions, decimals and percentages used in everyday life? In your journal, draw 3 examples for each one.

How can you best represent this?



## Dinner for the family

Imagine you are ordering dinner for your entire family. Use an online takeout menu to determine the cost. What if you had a 10% off coupon? How much would you save? What if it was 25% off? What would the total bill be?



## Expensive alphabet

Vowels are worth \$50 and consonants are worth \$40. Can you make a word that is worth \$280? How about \$620? How much is your name worth?

Eg  $MRS O = \$40 + \$40 + \$40 + \$50 = \$170$

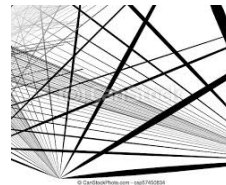
# Wellbeing

Make your own **rainstick** with an empty paper towel roll. Close one end with paper and a rubber band. Place a loosely crumpled piece of foil and a few spoonfuls of uncooked rice or beans inside the tube. Then, seal the other end



## Line Art

Get a piece of paper, a ruler and a pencil. Use the ruler to draw straight lines from one edge of the page to the other. Draw lines in all directions. Then decorate each shape with a pattern and colour them in

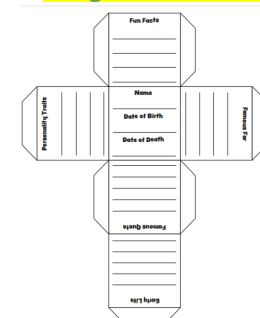


Learn the **AUSLAN** alphabet and sign words to your siblings/family members.



Research someone who was also born on the same day of the year as you were. Create a cube with biography information about them on each side and present it to your family.

[Google Classroom](#)



Lie down outdoors on a blanket, watch the clouds drift through the sky.

What cloud shapes do you see?



Play Pictionary online with another family.

[Link Here](#)



## Praying in Colour!

Set up a prayer space at home. Use some of these [linked ideas](#) for personal and family prayer.



Create a **wind chime** using a clothes hanger, yarn and lightweight objects found in your home, e.g. soda cans, extra spoons. Hang your chime outside and listen to the beautiful




## NATURE JOURNALLING

Watch the video on Nature Journaling. Then try it in your backyard or on your balcony. What can you see when you really focus on something? What does it make you feel? Does it make you want to

Recreate an old family photo.



			sounds it makes.	investigate a plant or animal further?  Gardening Australia Nat...	
--	--	--	------------------	--	--

For more learning tasks please visit the Department of Education, Learning from Home Packages ([LINK](#))