







## Year 1 Self Paced Learning Grid

	1	2	3	4	5
<p><b>Religious Education</b> <b>We are caretakers of God's Garden</b></p> 	<p>Collect pictures and make a collage of what you know is a garden. You can use pictures from magazines, the internet, your own drawings and family photos of gardens. Make a list of all the things in your collage of a garden (e.g. flowers, birds, insects, trees, pot plants, pond).</p>	<p style="text-align: center;">Prayer</p> <p>Open this link to think about the colours of creation <a href="#">(12) Rainbow by Andrew Chinn - YouTube</a></p>	<p>Close your eyes and visualise some of God's creation. Think about birds and other creatures. Some of these creatures are endangered. Open this link to listen to the book read to you <a href="#">Storyline Online - Lotus &amp; Feather</a> Pause as you listen to think about the feelings in both Lotus and the crane.</p>	<p>Create a prayer space in your home with symbols of nature. Write a prayer thanking God for all his creation and asking him to help us look after it.</p>	<p>We have a beautiful eco garden at our school. Watch this video about how we can take care of our school gardens and nature. <a href="#">Creation Corner Episode 8 – Sent Forth to Care for the World - YouTube</a> Write about how you can look after creation.</p>
<p><b>English</b></p>  	<p style="text-align: center;">Speaking &amp; Listening</p> <p>Find an animal you like. Create a poster about this animal. Include pictures and some information about this animal. What it looks like. Where it can be found. What this animal eats, ETC</p>	<p style="text-align: center;">Reading &amp; Viewing</p> <p>Read a book from home or Wushka and draw three pictures, labelling what happened at the beginning, middle and end. You might like to read a non-fiction book. Include three facts you learned.</p>	<p style="text-align: center;">Reading &amp; Viewing</p> <p>Draw an animal from your reading. Label all of the different parts of the animal. You may like to include adjectives describing each part of the animal.e.g. a long furry tail.</p>	<p style="text-align: center;">Writing</p> <p>Using the picture and labelling of your animal to the left, write sentences using the following prompts... <i>Foxes live.....</i> <i>Foxes have.....</i> <i>Foxes eat.....</i> <i>An interesting fact about foxes is ...</i></p>	<p>Using your ideas from the previous activity create a fictional story about the animal as a character.  Remember to tell us about the character, where it is happening, a problem that has happened and how they might fix the problem.</p>
<p><b>Mathematics</b></p> 	<p>How many different 2d shapes can you find around your house? Draw a picture or take a photograph and label the 2d shapes you can see.</p>	<p style="text-align: center;">Friends of ten snap</p> <p>Using the playing cards in your Maths and Me At Home kit play a game of snap. When 2 numbers equal 10 eg:6 and 4 the person to say 'Snap!' wins the pile.</p>	<p>Have a measurement hunt. Draw pictures of your answers. Find 3 things that are heavy and 3 things that are light. Find 3 things that are tall and 3 things that are short. Find a container that holds a lot and a container that holds only a little.</p>	<p>Choose 4 activities you participate in during the day. Estimate how long you think these activities take to complete. Once you have made an estimate, use a stopwatch to time how long you participate in these activities?</p>	<p>Find 5 things that are lighter than a pen. How many things can you find that are bigger than a potato but lighter than it? What can you find that is heavy but small?</p>
<p><b>Wellbeing</b></p>	<p>Play limbo with your family members listening to your favourite songs.  Play Pictionary online with another family. <a href="#">Link Here</a></p>	<p style="color: magenta;">Get out and help in the garden. Find all the weeds that aren't supposed to be there.</p> <p style="color: blue;">Praying in Colour! Set up a prayer space at home. Use some of these <a href="#">linked ideas</a> for personal and family prayer.</p>	<p style="color: magenta;">Learn the AUSLAN alphabet and sign words to your siblings/family members.</p> <p style="color: red;">Create a board game to play on rainy days.</p>	<p style="color: green;">Go into the garden and create magical potions using natural materials and water.</p> <p>Join in <a href="#">morning prayer with Andrew Chinn</a> each day.</p>	<p style="color: green;">Lie down outdoors on a blanket , watch the clouds drift through the sky. What cloud shapes do you see?.</p> <p style="color: purple;">Find a 'Cosmic Yoga' video on Youtube that you would like to do. <a href="https://www.youtube.com/c/CosmicKidsYoga">https://www.youtube.com/c/CosmicKidsYoga</a></p>

## Year 2 Self-paced Optional Learning Activities Grid

	<b>1</b>	<b>2</b>	<b>3</b>	<b>4</b>	<b>5</b>
<b>Religious</b>    <b>Education</b>	<p><b><u>Family Celebrations</u></b> Think about a family celebration you have attended (wedding, birthday, christening).</p> <p>Write a description about what happened on the day, who was there, what traditions occurred and how this demonstrated love.</p> <p>Draw a picture of this special celebration!</p>	<p><b><u>Prayer</u></b></p> <p>Write a prayer thanking God for all the special caring people in your life.</p>	<p><b><u>Godly Play</u></b></p> <p>Using materials around the house create your own Godly Play (puppet story-tell) of the following scripture:  <b>Mk 10:13-16</b>  <b>Jesus blesses the little children</b></p>	<p><b><u>Prayer Space</u></b></p> <p>Create a prayer space in your home to celebrate your family.</p> <p>A candle, altar cloth, Bible, photo of special people in your family, special objects for your family, crucifix.</p> <p>Say a special prayer with your family at your prayer space.</p>	<p><b><u>Loving Others</u></b></p> <p>Write a list of all the ways our Church and School show love to one another just like God showed us.</p> <p>Draw a picture of ways that you can show love to your family.</p>
<b>English</b>  	<p><b><u>Speaking &amp; Listening</u></b></p> <p>Find an object used in the past e.g. VCR tape, cassette, CD etc. Create and video a speech talking about what your object is, how it was used and what we use now instead.</p>	<p><b><u>Reading &amp; Viewing</u></b></p> <p>Read a book from home or Wushka and draw three pictures, labelling what happened at the beginning, middle and end.</p>	<p><b><u>Reading &amp; Viewing</u></b></p> <p>Draw a character from your story. Label all of the different parts of the character. You may like to include accessories that they used in the story e.g. a wand or shield</p>	<p><b><u>Writing</u></b></p> <p>Using the picture to the left write sentences using the following prompts...</p> <p><i>I can see..</i>  <i>I can hear...</i>  <i>I can feel...</i>  <i>I can smell...</i></p>	<p><b><u>Writing</u></b></p> <p>Using your ideas from the previous activity create a story about the picture.</p> <p>Remember to tell us about the character, where it is happening, a problem that has happened and how they might fix the problem.</p>

## Mathematics



### Snap!

Using a pack of playing cards, play Snap +/-.

(See Maths And Me At Home Booklet page 22)

### Smallest to Largest

Walk around the house and find all the different numbers you can, taking a photo or writing them down. Put all of these numbers in order from smallest to largest in a line.

(clocks, washing machine timers, temperatures on an oven)

### Number Busting!

Bust a two-digit number greater than 30 as many ways as possible.

Thinking of different ways to write it, draw it and addition patterns that equal the number

Challenge: try a 3-digit number!

(See Maths And Me At Home Booklet page 8)

### Hard Thinking

Under your pillow the tooth fairy left 6 different coins and 5 notes. What would this look like?

How can you sort money? Draw pictures or take photos

With any coins or notes you have around the house, order your money from 'worth least' to 'worth most'.

### Dice Roll

Roll 2 dice and create a 2-digit number.

Complete this 10 times. You will have 10 2-digit numbers.

Draw a number line and place these numbers in their correct order.

Challenge: roll 3 dice to create 3-digit numbers!

## Wellbeing



Play limbo with your family members listening to your favourite songs.

Get out and help in the garden. Find all the weeds that aren't supposed to be there.

Learn the AUSLAN alphabet and sign words to your siblings/family members.

Go into the garden and create magical potions using natural materials and water.

Lie down outdoors on a blanket, watch the clouds drift through the sky. What cloud shapes do you see?.

Play Pictionary online with another family. [Link Here](#)

Praying in Colour!  
Set up a prayer space at home. Use some of these [linked ideas](#) for personal and family prayer.

Create a Winter Olympic event chalk photo outside



Join in [morning prayer](#) with [Andrew Chinn](#) each day.

Recreate an old family photo.

