
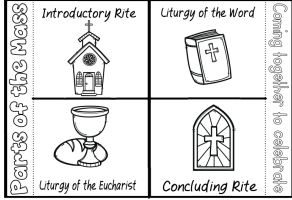




Year 4 Homework Grid - Term 3 - Weeks 6 & 7

Your homework is due on **Friday 2nd September** (unless there is a special request to complete something earlier).

Remember: It is important to present your work to the best of your ability. Be neat, tidy and give each task a title. You should always be proud of the work you have done.

| | | |
|--|--|--|
| <p><u>Reading</u></p> <p>Read each day for at least 15-20 minutes. Fill out your diary each day to show what you are reading and how many pages you have read.</p> | <p><u>Maths – Multiplication</u></p> <p>Try to complete the tables grid in the quickest possible time. You will be given this in class. Write out the tables where you get stuck on the next page of your homework book.</p> | <p><u>Geography</u></p> <p>Choose a place in Australia that you have visited as a family and describe it. (eg. the weather, what you did there, climate, natural environment, the features). Include a map and a picture. Present this information in the format of an informative text. This could be on cardboard, slides etc.</p> <div style="text-align: center;">  </div> |
| <p><u>Spelling</u></p> <p>Homophones - words that sound the same but are spelt different and have different meanings. Homophones help us understand the meaning of words better, and also help us with our spelling.</p> <p>Some examples of words which are homophones include: Bye - this word also sounds like buy or by. Here - this word also sounds like hear. Flour - this word also sounds like flower.</p> <p>We say these words the same way, but their spelling and meaning are different.</p> <p>Can you find 5 or more homophones in the book you are reading for homework?</p> <p>List these words in your homework book.</p> | <p><u>Religion</u></p> <p>For Religion this term, we are learning more about Mass and the Eucharist. In class, we will be looking at the different parts of the Mass and what happens during these parts.</p> <div style="text-align: center;">  </div> <p>We will begin creating an interactive booklet about the '4 parts of the Mass' which will be finished for homework.</p> <div style="text-align: center;">  </div> <p>Colour in the cover page, and fill out the response page by drawing a picture of what happens during the different parts of the Mass. <b style="color: red;">Please do not cut or glue anything.</p> <p>Once you finish this task, please hand it in for your teacher to collect.</p> | <p><u>Science</u></p> <p>Complete the worksheet on matching the soil layers with their definition. Label the pictures and use the soil layer sheet to help you.</p> <div style="text-align: center;">  </div> |